

**A66 Northern Trans-Pennine Project
TR010062**

**7.30 Issue Specific Hearing 3 (ISH3)
Post Hearing Submissions (including
written submissions of oral case):
Appendix B: Engineering Cross
Sections**

Planning Act 2008

Infrastructure Planning (Examination Procedure) Rules 2010

Deadline 5

14 March 2023

Infrastructure Planning

Planning Act 2008

The Infrastructure Planning (Examination Procedure) Rules 2010

A66 Northern Trans-Pennine Project Development Consent Order 202x

7.30 ISSUE SPECIFIC HEARING 3 (ISH3) POST HEARING SUBMISSIONS (INCLUDING WRITTEN SUBMISSIONS OF ORAL CASE): APPENDIX B: ENGINEERING CROSS SECTIONS

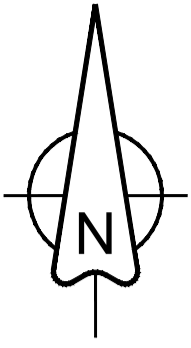
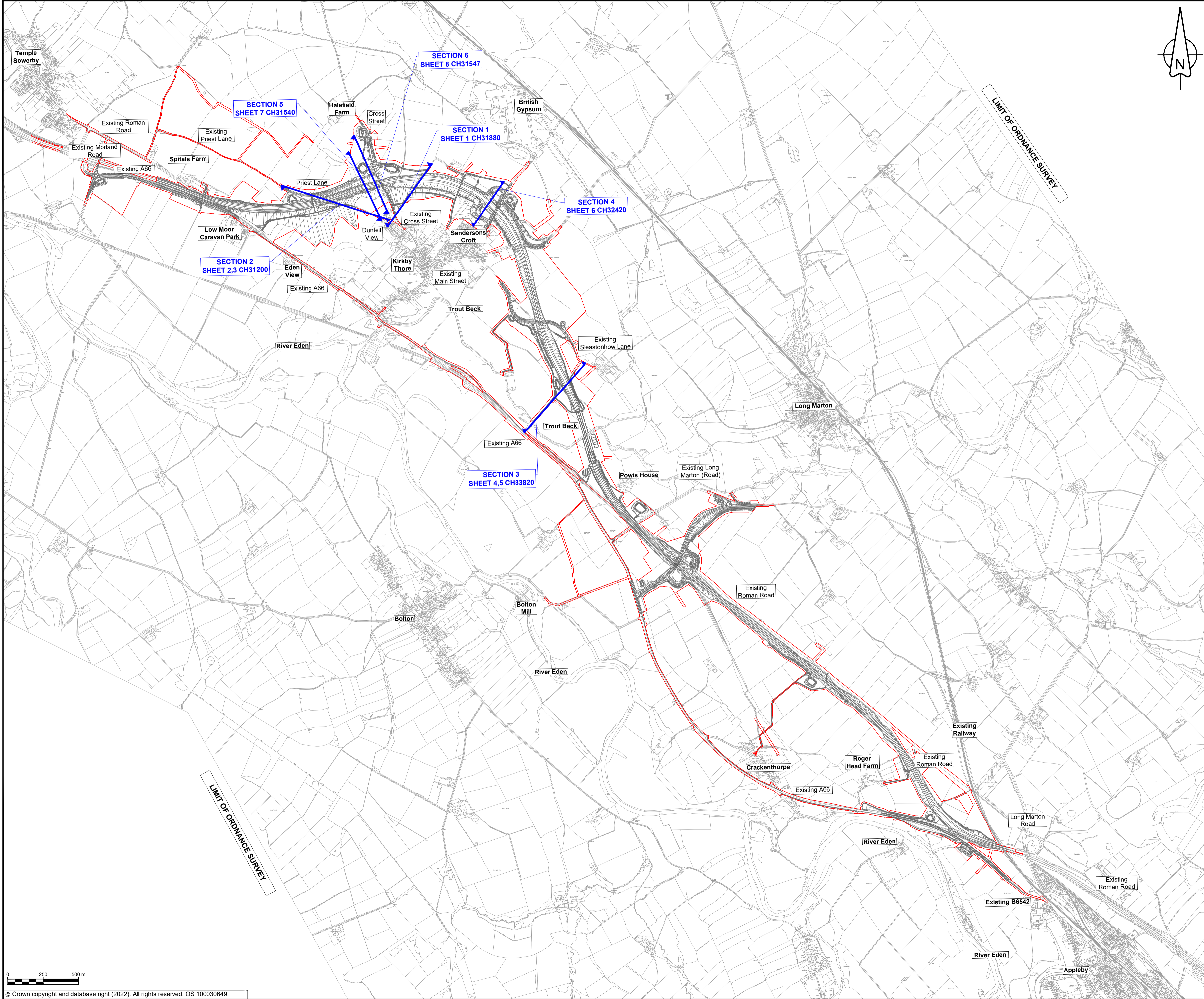
Planning Inspectorate Scheme Reference	TR010062
Application Document Reference	7.30
Author:	A66 Northern Trans-Pennine Project Team, National Highways

Version	Date	Status of Version
Rev 1	14 March 2023	Deadline 5

CONTENTS

1	Key Plan.....	1
2	Dunfell View looking in a north-easterly direction along Green Lane.....	2
3	Priest Lane junction with Dunfell View looking westerly along Priest Lane.....	4
4	From the existing A66 to Sleastonhow Lane in a north-westerly direction (along the private track running from the existing A66).....	6
5	From Sandersons Croft looking in a north-easterly direction through the compact grade separated junction	8
6	From Priest Lane junction with Dunfell View looking in a north-westerly direction.....	10
7	From the rear of Kirkby Thore School looking in a north-westerly direction .	12

1 Key Plan



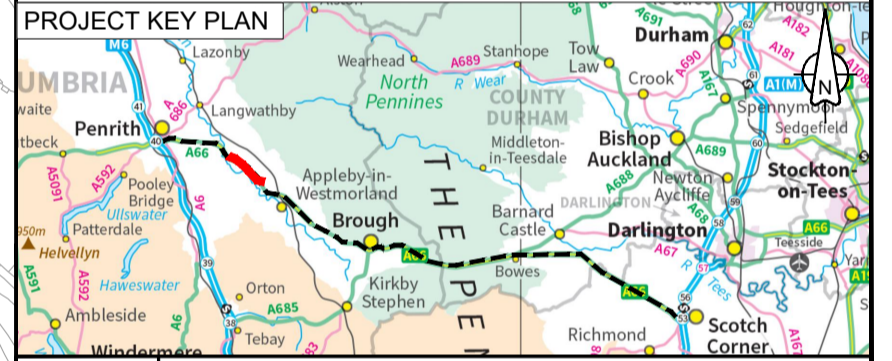
NOTES

1. ALL DIMENSIONS ARE IN METRES UNLESS NOTED OTHERWISE

KEY

- THE SCHEME (SHOWN FOR ILLUSTRATIVE PURPOSES ONLY)
- ORDER LIMITS
- SECTION MARKER WITH SHEET AND CHAINAGE REFERENCE

- SECTION 1**
SHEET 1 CH31880 DUNFELL VIEW LOOKING IN A NORTH - EASTERLY DIRECTION ALONG GREEN LANE.
- SECTION 2**
SHEET 2,3 CH31200 PRIEST LANE JUNCTION WITH DUNFELL VIEW LOOKING WESTERLY ALONG PRIEST LANE.
- SECTION 3**
SHEET 4,5 CH33820 FROM THE EXISTING A66 TO SEASTONHOW LANE IN A NORTH-WESTERLY DIRECTION (ALONG THE PRIVATE TRACK RUNNING FROM EXISTING A66).
- SECTION 4**
SHEET 6 CH32420 FROM SANDERSONS CROFT LOOKING IN A NORTH-EASTERLY DIRECTION THROUGH THE COMPACT GRADE SEPARATED JUNCTION.
- SECTION 5**
SHEET 7 CH31540 FROM PRIEST LANE JUNCTION WITH DUNFELL VIEW LOOKING IN A NORTH-WESTERLY DIRECTION.
- SECTION 6**
SHEET 8 CH31547 FROM THE REAR OF KIRKBY THORE SCHOOL LOOKING IN A NORTH-WESTERLY DIRECTION.



P02	MZOI	MZOI	JJAS	KCRO	KCRO
	10/03/23	10/03/23	10/03/23	10/03/23	10/03/23
Revision details					
Revision	Created	Checked	Reviewed	Approved	Authorised
	dd/mm/yy	dd/mm/yy	dd/mm/yy	dd/mm/yy	dd/mm/yy

Purpose
Response to ExA's ISH3 Hearing Request

PINS Reference Number
TR010062

Client
3 Piccadilly Place
Manchester
M1 3BN

Project Name / Scheme Name
**A66 Northern Trans-Pennine Project
Scheme 0405
Temple Sowerby to Appleby**

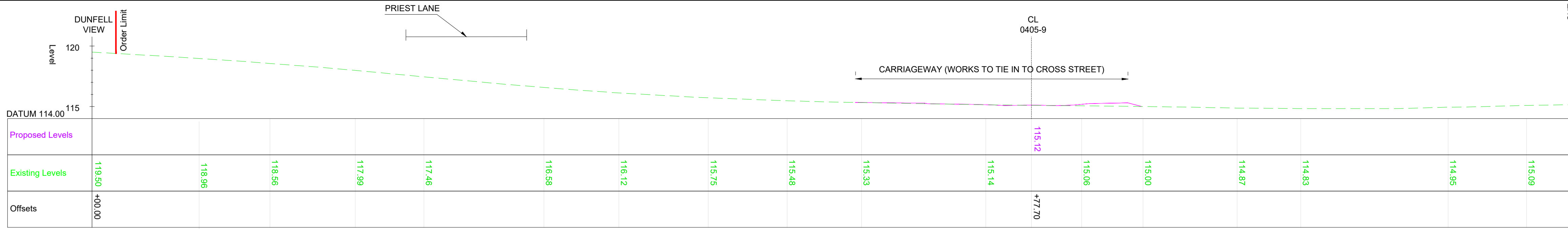
Drawing Title
**Engineering Section Drawings
Additional Cross Sections
Key Plan**

Project Ref. No.	Stage	Scale : 1:12500	@ A1
---		Dimensions : M	

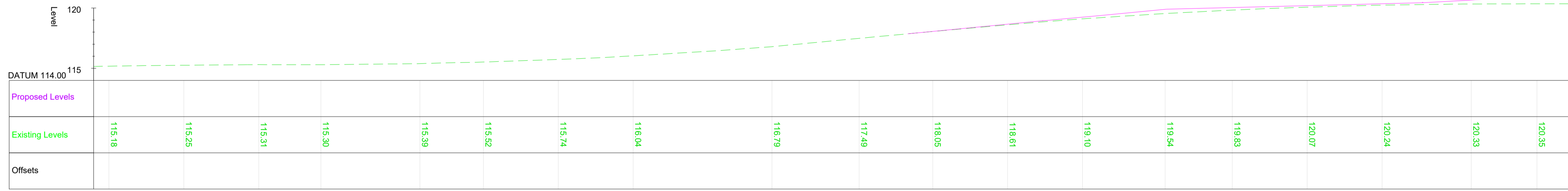
Drawing Number	Project	Originator	Volume
HE565627	- AMY - HAC -		
S0405	-DR-CH-	301900	
Location	Type	Role	Number

Suitability	Suitability Description	Revision
A	Approved for Stage Complete	P02

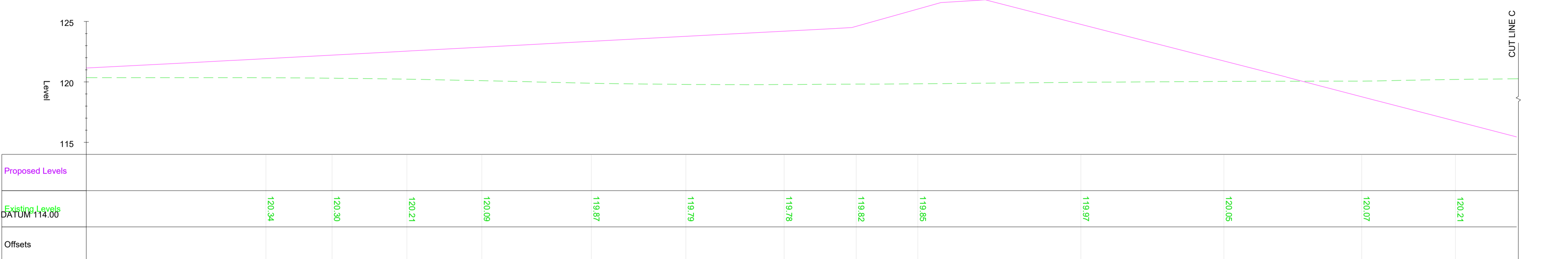
2 Dunfell View looking in a north-easterly direction along Green Lane



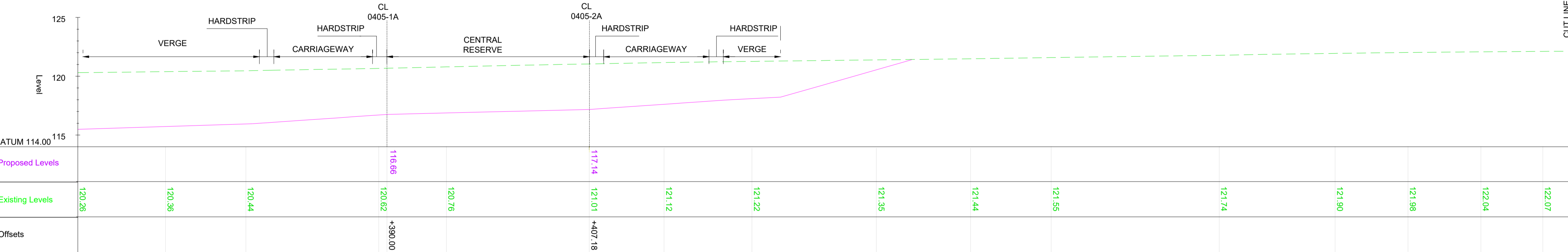
TYPICAL SECTION 1 - CH318800 - WORK No. 0405-1A/2A/7/9
SCALE 1:200



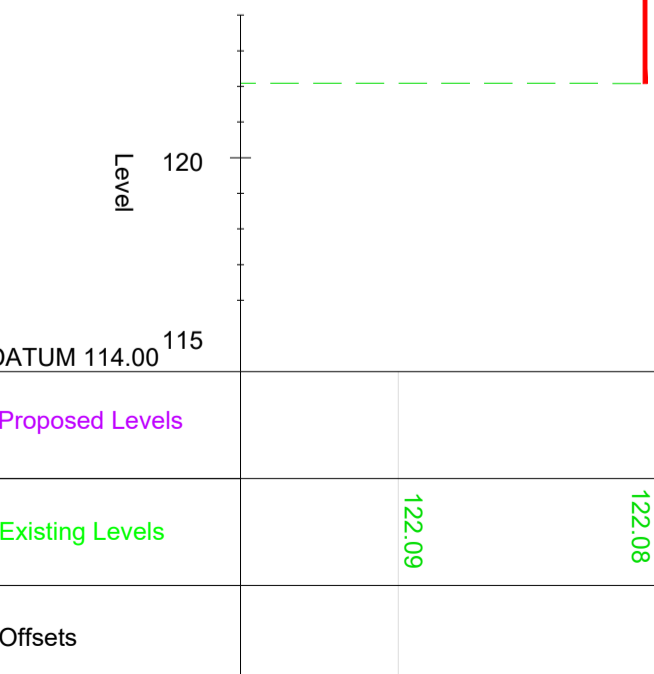
TYPICAL SECTION 1 - CH318800 - WORK No. 0405-1A/2A/7/9 (CONT.)
SCALE 1:200



TYPICAL SECTION 1 - CH318800 - WORK No. 0405-1A/2A/7/9 (CONT.)
SCALE 1:200



TYPICAL SECTION 1 - CH318800 - WORK No. 0405-1A/2A/7/9 (CONT.)
SCALE 1:200

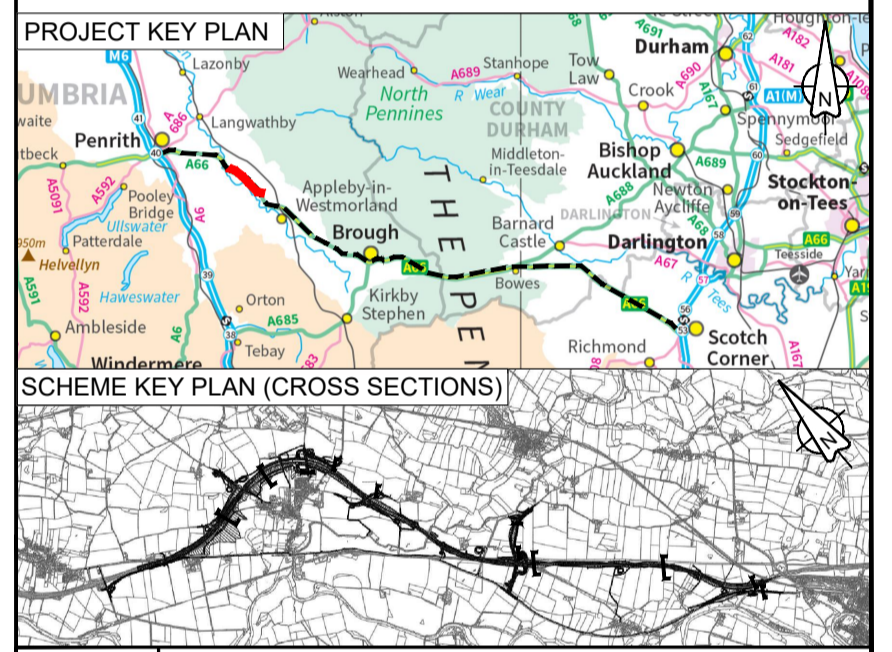


NOTES

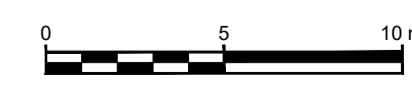
- ALL DIMENSIONS ARE IN METRES UNLESS NOTED OTHERWISE.
- THESE ENGINEERING SECTION DRAWINGS SHOULD BE READ IN CONJUNCTION WITH THE KEY PLAN AND ALONGSIDE OTHER PLANS AND DOCUMENTS IN THE DEVELOPMENT CONSENT ORDER APPLICATION. IN PARTICULAR, THE WORKS PLANS AND SCHEDULE 1 (AUTHORISED DEVELOPMENT) TO THE DEVELOPMENT CONSENT ORDER.
- FOR CHAINAGE PLEASE REFER TO THE ENGINEERING SECTION DRAWINGS (PLAN AND PROFILES).
- WORK No. REFERENCES ARE DETAILED IN THE SCHEDULE 1 (AUTHORISED DEVELOPMENT) TO THE DEVELOPMENT CONSENT ORDER.
- THE DESIGN SHOWN ON THESE ENGINEERING SECTION DRAWINGS IS ILLUSTRATIVE AND WILL BE SUBJECT TO THE DETAILED DESIGN DEVELOPMENT; ANY CHANGES WILL BE LIMITED TO BEING WITHIN THE ORDER LIMITS AND ANY OTHER CONSTRAINTS INCLUDED IN THE DEVELOPMENT CONSENT ORDER.

KEY

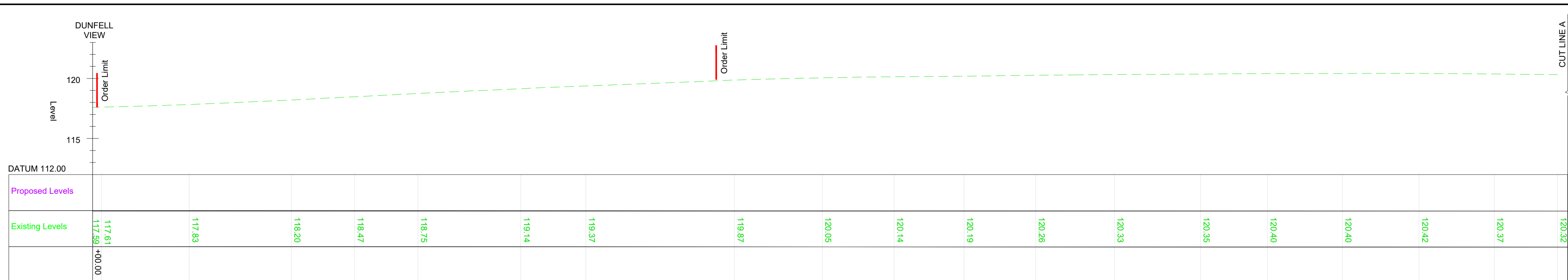
- PROPOSED LEVEL (Pink dashed line)
- EXISTING LEVEL (Green dashed line)
- ORDER LIMIT (Red solid line)



Purpose					
Response to EXA's ISH3 Hearing Request					
PINS Reference Number					
TR010062					
Client					
3 Piccadilly Place Manchester M1 3BN					
Project Name / Scheme Name					
A66 Northern Trans-Pennine Project Scheme 0405 Temple Sowerby to Appleby					
Drawing Title					
Engineering Section Drawings Additional Cross Section 1 Sheet 1 of 8					
Project Ref. No.	Stage	Scale : 1:200 @ A1			
---		Dimensions : M			
Drawing Number					
Project Originator Volume					
HE565627 - AMY - HAC -					
S0405 -DR-CH- 301901					
Location Type Role Number					
Suitability	Suitability Description				Revision
A	Approved for Stage Complete				P02

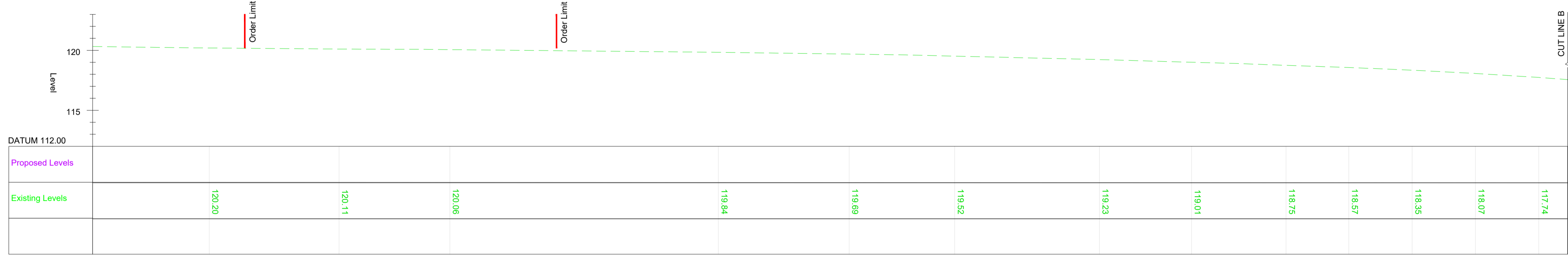


3 Priest Lane junction with Dunfell View looking westerly along Priest Lane



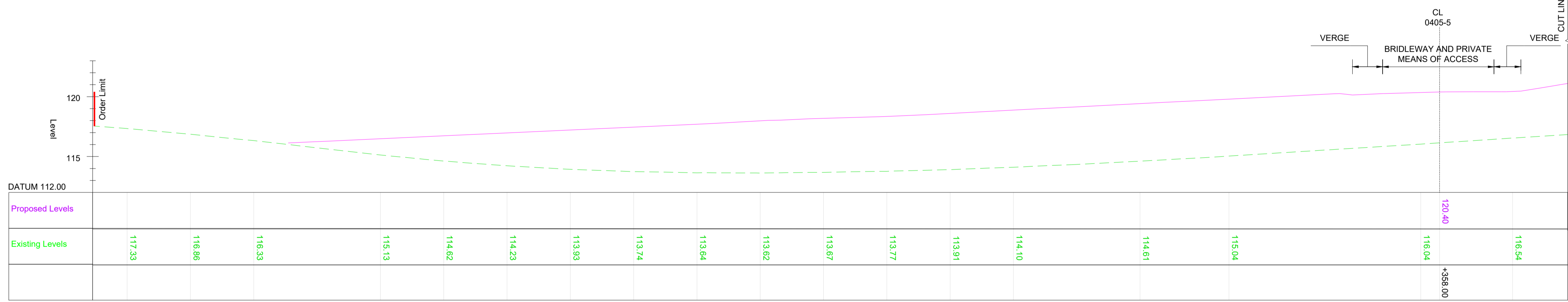
TYPICAL SECTION 2 - CH31200 - WORK No. 0405-1A/2A/5/6

SCALE 1:200



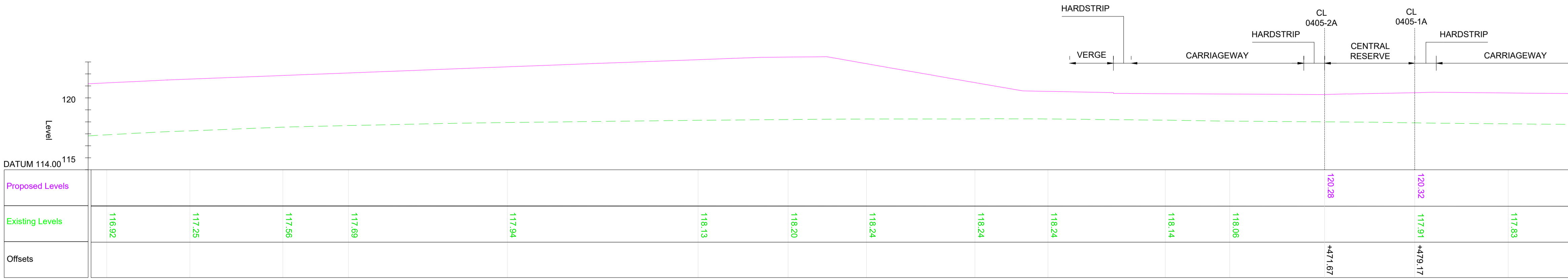
TYPICAL SECTION 2 - CH31200 - WORK No. 0405-1A/2A/5/6 (CONT.)

SCALE 1:200



TYPICAL SECTION 2 - CH31200 - WORK No. 0405-1A/2A/5/6 (CONT.)

SCALE 1:200



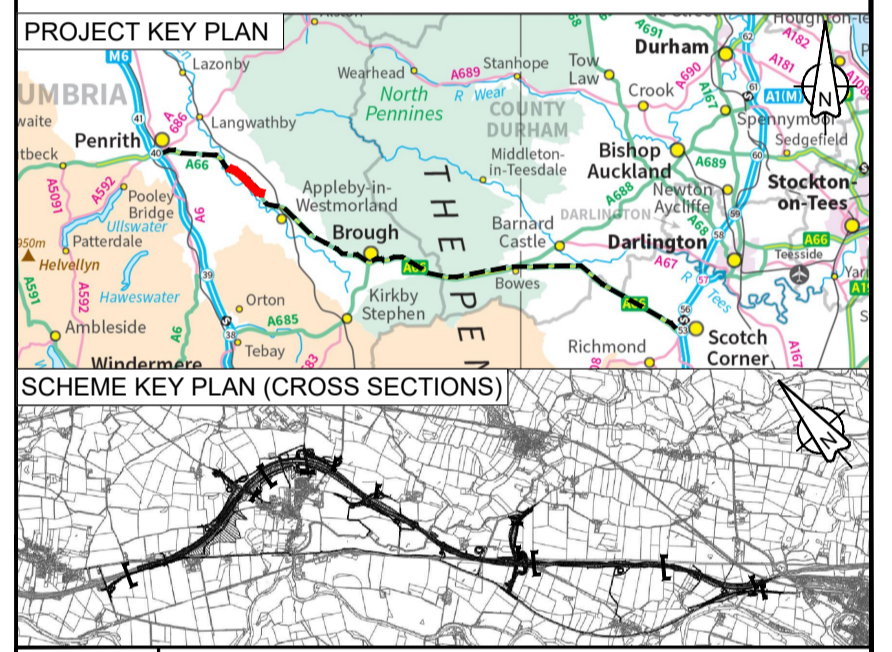
TYPICAL SECTION 2 - CH31200 - WORK No. 0405-1A/2A/5/6 (CONT.)

SCALE 1:200

- NOTES**
- ALL DIMENSIONS ARE IN METRES UNLESS NOTED OTHERWISE.
 - THESE ENGINEERING SECTION DRAWINGS SHOULD BE READ IN CONJUNCTION WITH THE KEY PLAN AND ALONGSIDE OTHER PLANS AND DOCUMENTS IN THE DEVELOPMENT CONSENT ORDER APPLICATION, IN PARTICULAR, THE WORKS PLANS AND SCHEDULE 1 (AUTHORISED DEVELOPMENT) TO THE DEVELOPMENT CONSENT ORDER.
 - FOR CHAINAGE PLEASE REFER TO THE ENGINEERING SECTION DRAWINGS (PLAN AND PROFILES).
 - WORK No. REFERENCES ARE DETAILED IN THE SCHEDULE 1 (AUTHORISED DEVELOPMENT) TO THE DEVELOPMENT CONSENT ORDER.
 - THE DESIGN SHOWN ON THESE ENGINEERING SECTION DRAWINGS IS ILLUSTRATIVE AND WILL BE SUBJECT TO THE DETAILED DESIGN DEVELOPMENT; ANY CHANGES WILL BE LIMITED TO BEING WITHIN THE ORDER LIMITS AND ANY OTHER CONSTRAINTS INCLUDED IN THE DEVELOPMENT CONSENT ORDER.

KEY

- PROPOSED LEVEL
- EXISTING LEVEL
- ORDER LIMIT



Revision	Created	Checked	Reviewed	Approved	Authorised
	dd/mm/yy	dd/mm/yy	dd/mm/yy	dd/mm/yy	dd/mm/yy
P02	MZOI	MZOI	JJAS	KCRO	KCRO
	10/03/23	10/03/23	10/03/23	10/03/23	10/03/23

Purpose
Response to ExA's ISH3 Hearing Request

PINS Reference Number
TR010062

Client
3 Piccadilly Place
Manchester
M1 3BN

Project Name / Scheme Name
A66 Northern Trans-Pennine Project
Scheme 0405
Temple Sowerby to Appleby

Drawing Title
Engineering Section Drawings
Additional Cross Section 2
Sheet 2 of 8

Project Ref. No.	Stage	Scale : 1:200	@ A1
---		Dimensions : M	

Drawing Number	Project	Originator	Volume
HE565627 - AMY - HAC -			
S0405	-DR-CH-	301902	
Location	Type	Role	Number

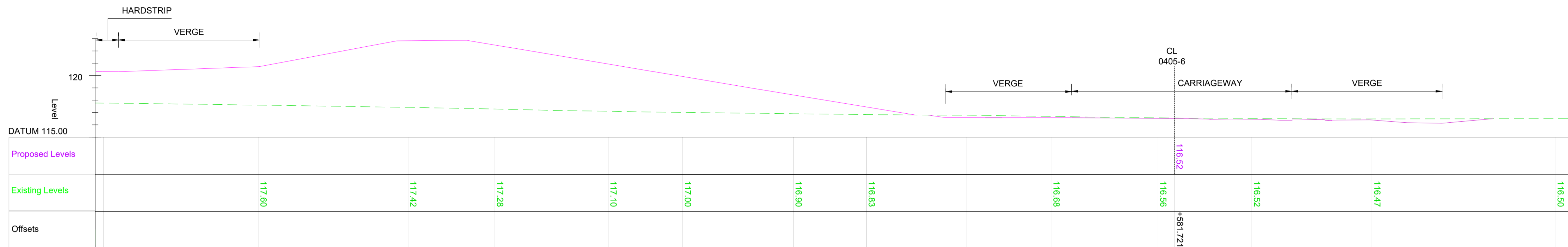
Suitability	Suitability Description	Revision
A	Approved for Stage Complete	P02

NOTES

1. ALL DIMENSIONS ARE IN METRES UNLESS NOTED OTHERWISE.
2. THESE ENGINEERING SECTION DRAWINGS SHOULD BE READ IN CONJUNCTION WITH THE KEY PLAN AND ALONGSIDE OTHER PLANS AND DOCUMENTS IN THE DEVELOPMENT CONSENT ORDER APPLICATION. IN PARTICULAR, THE WORKS PLANS AND SCHEDULE 1 (AUTHORISED DEVELOPMENT) TO THE DEVELOPMENT CONSENT ORDER.
3. FOR CHAINAGE PLEASE REFER TO THE ENGINEERING SECTION DRAWINGS (PLAN AND PROFILES).
4. WORK No. REFERENCES ARE DETAILED IN THE SCHEDULE 1 (AUTHORISED DEVELOPMENT) TO THE DEVELOPMENT CONSENT ORDER.
5. THE DESIGN SHOWN ON THESE ENGINEERING SECTION DRAWINGS IS ILLUSTRATIVE AND WILL BE SUBJECT TO THE DETAILED DESIGN DEVELOPMENT; ANY CHANGES WILL BE LIMITED TO BEING WITHIN THE ORDER LIMITS AND ANY OTHER CONSTRAINTS INCLUDED IN THE DEVELOPMENT CONSENT ORDER.

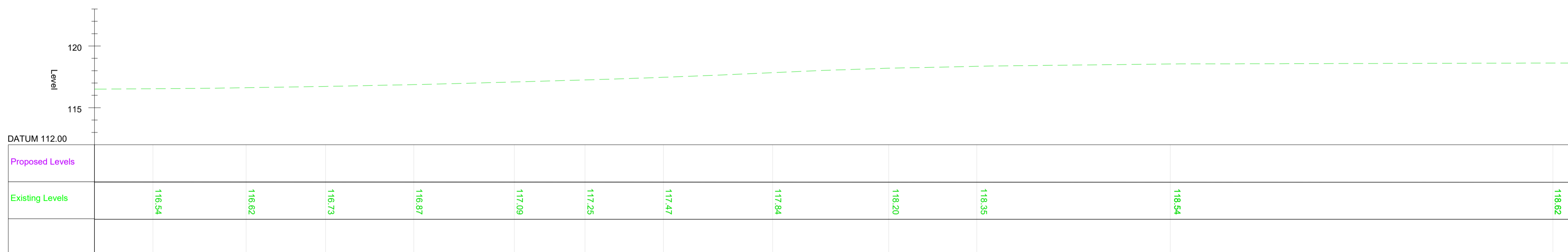
KEY

- PROPOSED LEVEL
- - - EXISTING LEVEL
- ORDER LIMIT



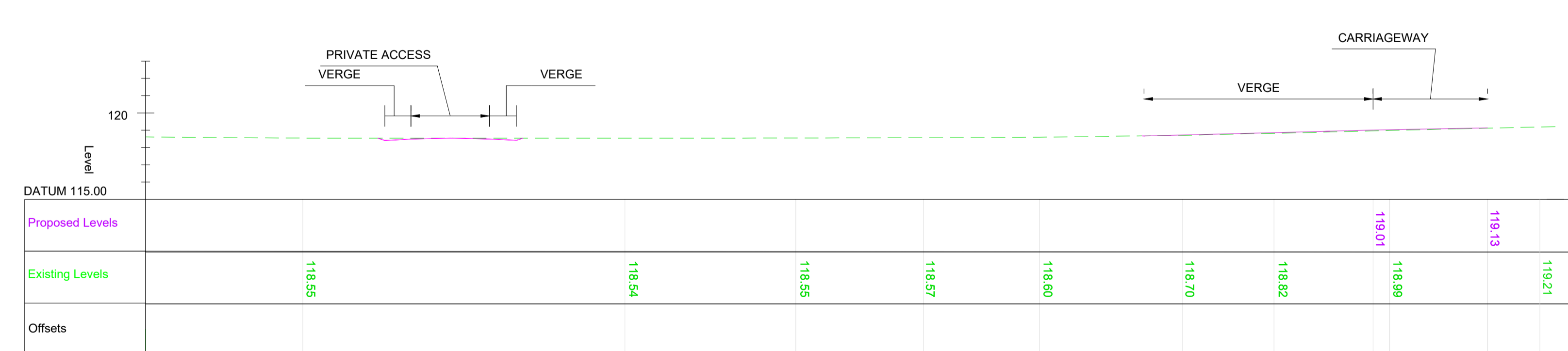
TYPICAL SECTION 2 - CH31200 - WORK No. 0405-1A/2A/5/6 (CONT.)

SCALE 1:200



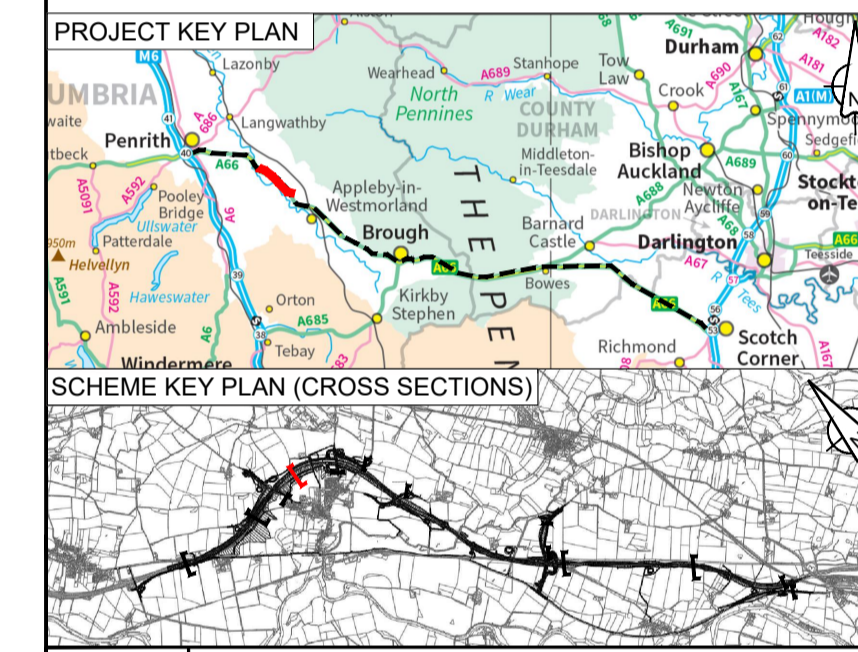
TYPICAL SECTION 2 - CH31200 - WORK No. 0405-1A/2A/5/6 (CONT.)

SCALE 1:200



TYPICAL SECTION 2 - CH31200 - WORK No. 0405-1A/2A/5/6 (CONT.)

SCALE 1:200



P02	MZOI	MZOI	JJAS	KCRO	KCRO
	10/03/23	10/03/23	10/03/23	10/03/23	10/03/23
Revision details					
Revision	Created	Checked	Reviewed	Approved	Authorised
	dd/mm/yy	dd/mm/yy	dd/mm/yy	dd/mm/yy	dd/mm/yy

Purpose
Response to ExA's ISH3 Hearing Request

PINS Reference Number
TR010062

Client
3 Piccadilly Place
Manchester
M1 3BN

Project Name / Scheme Name
A66 Northern Trans-Pennine Project
Scheme 0405
Temple Sowerby to Appleby

Drawing Title
Engineering Section Drawings
Additional Cross Section 2
Sheet 3 of 8

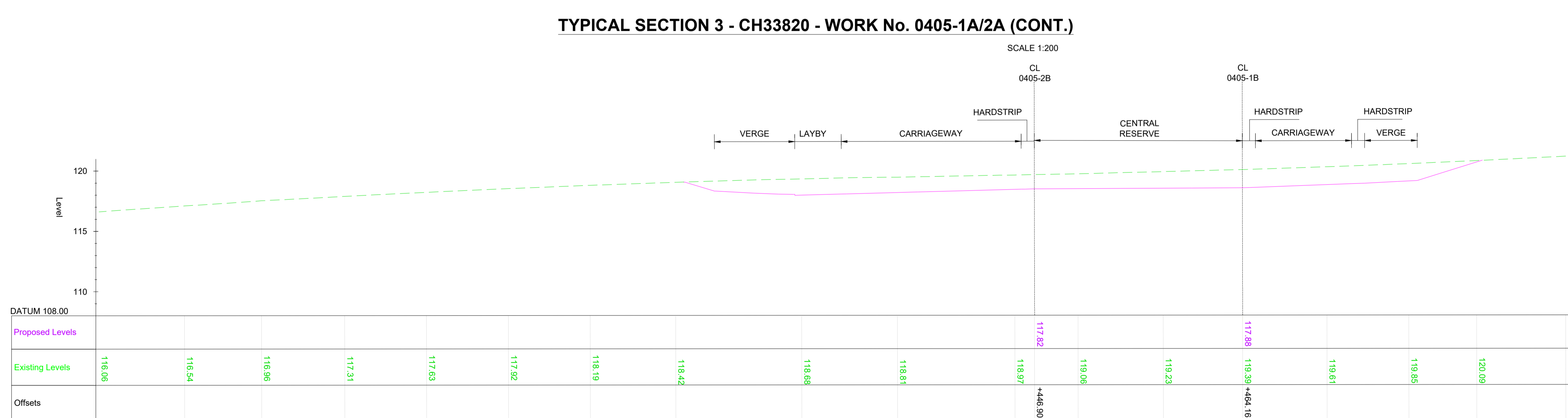
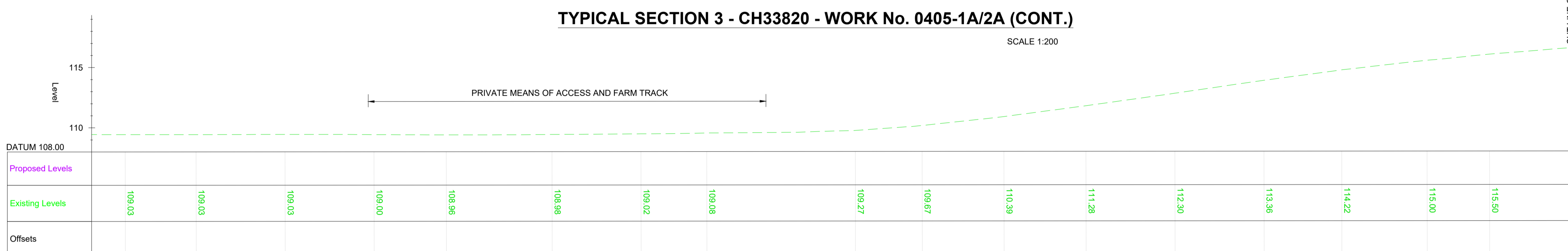
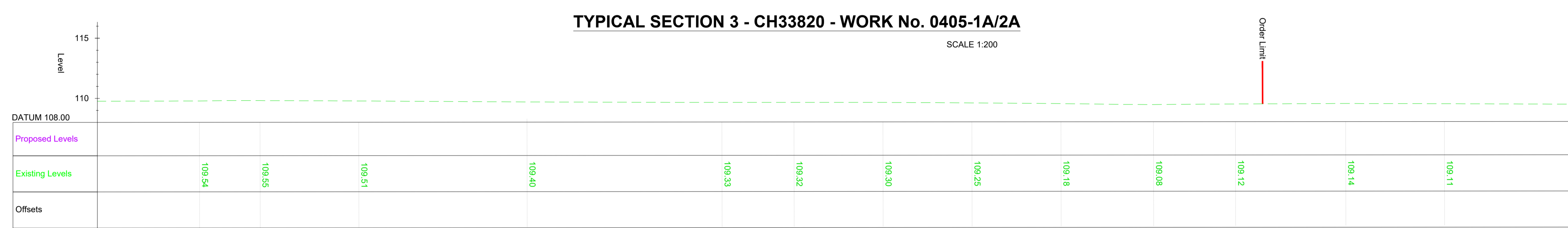
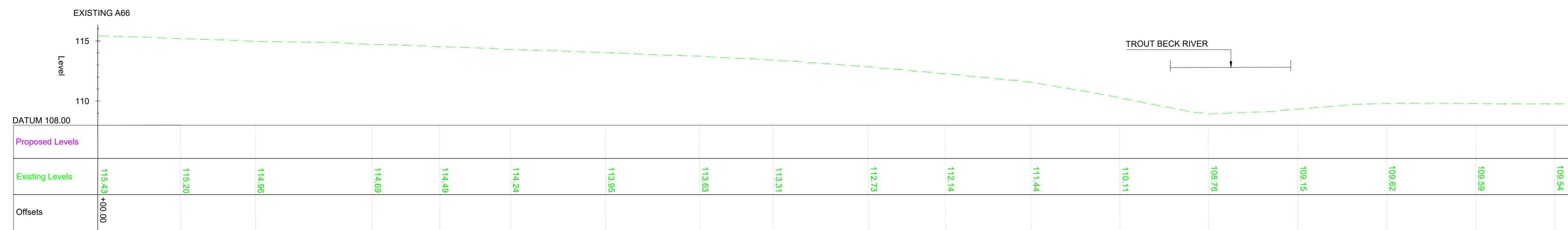
Project Ref. No.	Stage	Scale : 1:200	@ A1
---		Dimensions : M	

Drawing Number			
Project	Originator	Volume	
HE565627	AMY	HAC	
S0405	-DR-CH-	301903	
Location	Type	Role	Number

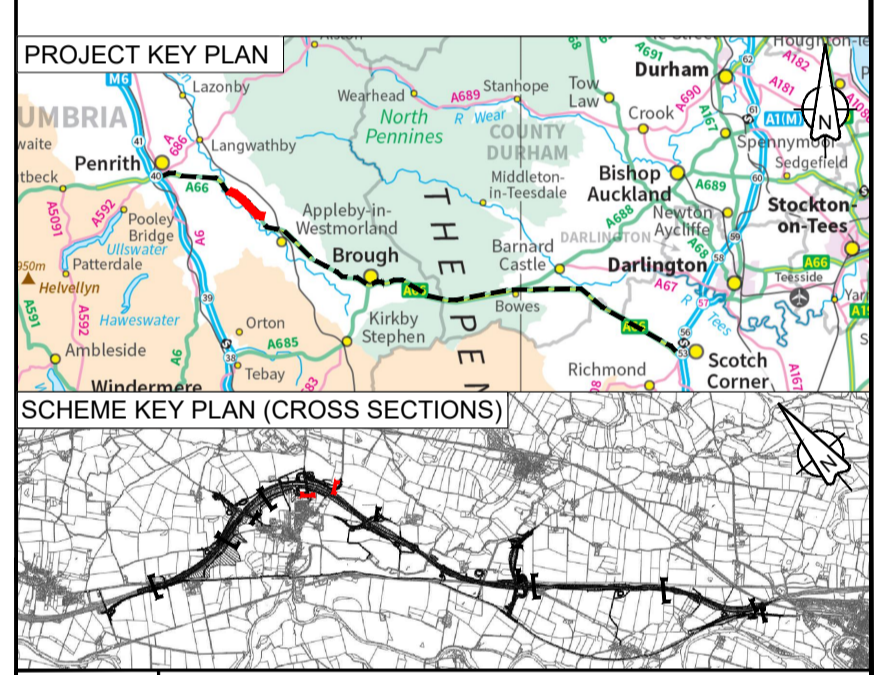
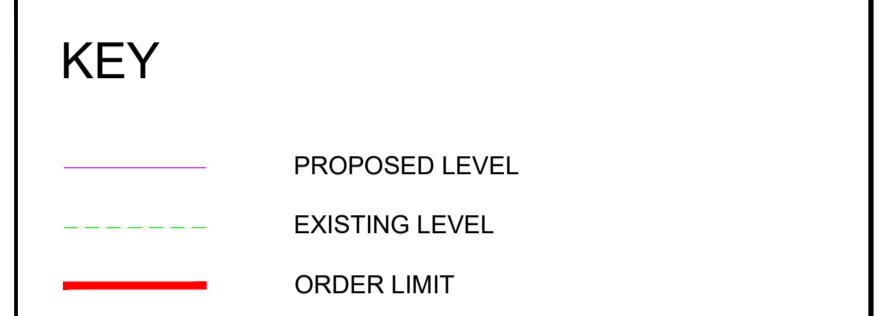
Suitability	Suitability Description	Revision
A	Approved for Stage Complete	P02



4 From the existing A66 to Sleastonhow Lane in a north-westerly direction (along the private track running from the existing A66)



- ### NOTES
- ALL DIMENSIONS ARE IN METRES UNLESS NOTED OTHERWISE.
 - THESE ENGINEERING SECTION DRAWINGS SHOULD BE READ IN CONJUNCTION WITH THE KEY PLAN AND ALONGSIDE OTHER PLANS AND DOCUMENTS IN THE DEVELOPMENT CONSENT ORDER APPLICATION, IN PARTICULAR, THE WORKS PLANS AND SCHEDULE 1 (AUTHORISED DEVELOPMENT) TO THE DEVELOPMENT CONSENT ORDER.
 - FOR CHAINAGE PLEASE REFER TO THE ENGINEERING SECTION DRAWINGS (PLAN AND PROFILES).
 - WORK No. REFERENCES ARE DETAILED IN THE SCHEDULE 1 (AUTHORISED DEVELOPMENT) TO THE DEVELOPMENT CONSENT ORDER.
 - THE DESIGN SHOWN ON THESE ENGINEERING SECTION DRAWINGS IS ILLUSTRATIVE AND WILL BE SUBJECT TO THE DETAILED DESIGN DEVELOPMENT; ANY CHANGES WILL BE LIMITED TO BEING WITHIN THE ORDER LIMITS AND ANY OTHER CONSTRAINTS INCLUDED IN THE DEVELOPMENT CONSENT ORDER.



Revision	Created	Checked	Reviewed	Approved	Authorised
	dd/mm/yy	dd/mm/yy	dd/mm/yy	dd/mm/yy	dd/mm/yy
P02	MZOI 10/03/23	MZOI 10/03/23	JJAS 10/03/23	KCRO 10/03/23	KCRO 10/03/23

Purpose	Response to ExA's ISH3 Hearing Request
PINS Reference Number	TR010062

Client
3 Piccadilly Place
Manchester
M1 3BN

Project Name / Scheme Name
**A66 Northern Trans-Pennine Project
Scheme 0405
Temple Sowerby to Appleby**

Drawing Title
**Engineering Section Drawings
Additional Cross Section 3
Sheet 4 of 8**

Project Ref. No.	Stage	Scale : 1:200	@ A1
---		Dimensions : M	

Drawing Number	Project	Originator	Volume
HE565627	- AMY -	HAC -	
S0405	-DR-CH-	301904	
Location	Type	Role	Number

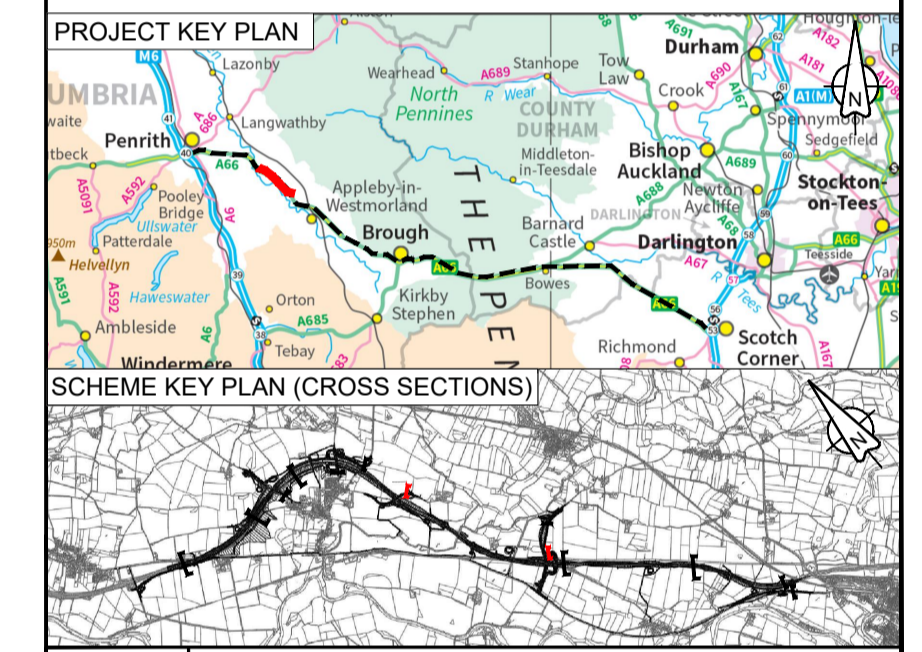
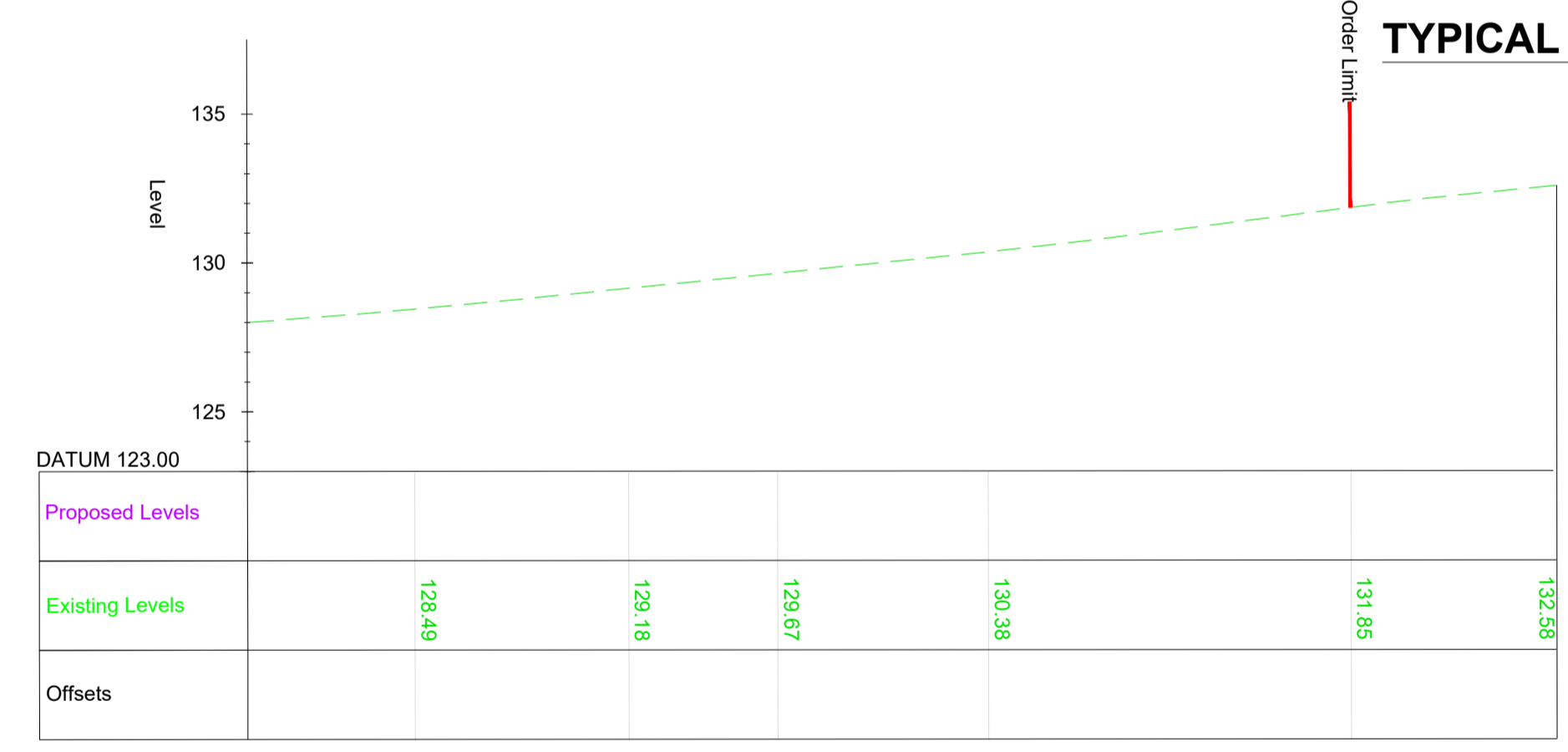
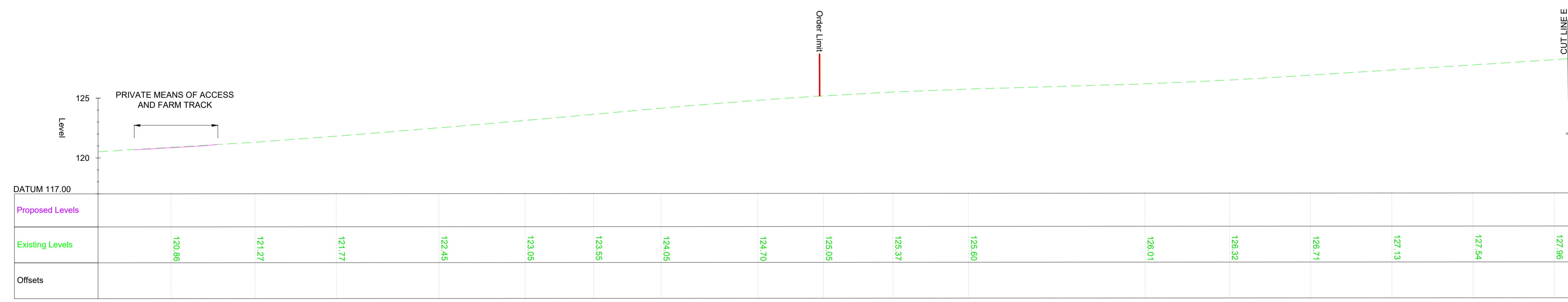
Suitability	Suitability Description	Revision
A	Approved for Stage Complete	P02

NOTES

1. ALL DIMENSIONS ARE IN METRES UNLESS NOTED OTHERWISE.
2. THESE ENGINEERING SECTION DRAWINGS SHOULD BE READ IN CONJUNCTION WITH THE KEY PLAN AND ALONGSIDE OTHER PLANS AND DOCUMENTS IN THE DEVELOPMENT CONSENT ORDER APPLICATION. IN PARTICULAR, THE WORKS PLANS AND SCHEDULE 1 (AUTHORISED DEVELOPMENT) TO THE DEVELOPMENT CONSENT ORDER.
3. FOR CHAINAGE PLEASE REFER TO THE ENGINEERING SECTION DRAWINGS (PLAN AND PROFILES).
4. WORK No. REFERENCES ARE DETAILED IN THE SCHEDULE 1 (AUTHORISED DEVELOPMENT) TO THE DEVELOPMENT CONSENT ORDER.
5. THE DESIGN SHOWN ON THESE ENGINEERING SECTION DRAWINGS IS ILLUSTRATIVE AND WILL BE SUBJECT TO THE DETAILED DESIGN DEVELOPMENT; ANY CHANGES WILL BE LIMITED TO BEING WITHIN THE ORDER LIMITS AND ANY OTHER CONSTRAINTS INCLUDED IN THE DEVELOPMENT CONSENT ORDER.

KEY

- PROPOSED LEVEL
- - - EXISTING LEVEL
- ORDER LIMIT



P02	MZOI	MZOI	JJAS	KCRO	KCRO
	10/03/23	10/03/23	10/03/23	10/03/23	10/03/23
Revision details					
Revision	Created	Checked	Reviewed	Approved	Authorised
	dd/mm/yy	dd/mm/yy	dd/mm/yy	dd/mm/yy	dd/mm/yy

Purpose
Response to ExA's ISH3 Hearing Request

PINS Reference Number
TR010062

Client
3 Piccadilly Place
Manchester
M1 3BN

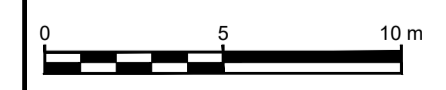
Project Name / Scheme Name
A66 Northern Trans-Pennine Project
Scheme 0405
Temple Sowerby to Appleby

Drawing Title
Engineering Section Drawings
Additional Cross Section 3
Sheet 5 of 8

Project Ref. No.	Stage	Scale : 1:200	@ A1
---		Dimensions : M	

Drawing Number	Project	Originator	Volume
HE565627	- AMY	- HAC	-
S0405	-DR-CH-	301905	
Location	Type	Role	Number

Suitability	Suitability Description	Revision
A	Approved for Stage Complete	P02



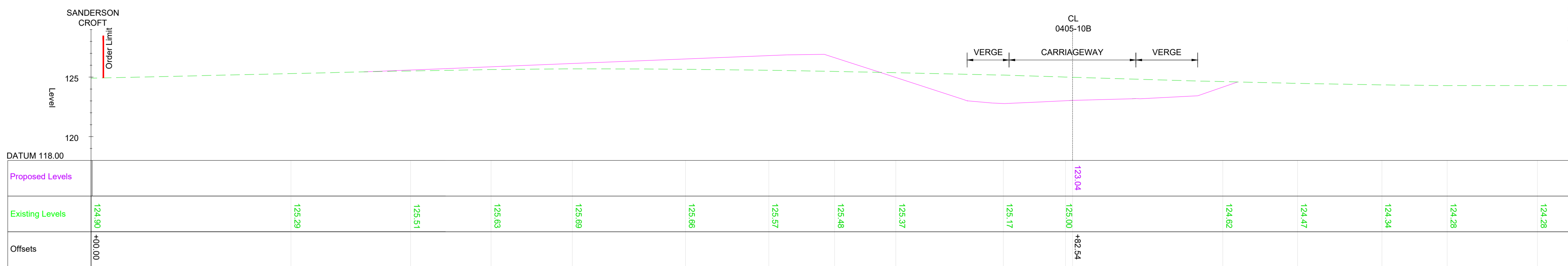
5 From Sandersons Croft looking in a north-easterly direction through the compact grade separated junction

NOTES

1. ALL DIMENSIONS ARE IN METRES UNLESS NOTED OTHERWISE.
2. THESE ENGINEERING SECTION DRAWINGS SHOULD BE READ IN CONJUNCTION WITH THE KEY PLAN AND ALONGSIDE OTHER PLANS AND DOCUMENTS IN THE DEVELOPMENT CONSENT ORDER APPLICATION. IN PARTICULAR, THE WORKS PLANS AND SCHEDULE 1 (AUTHORISED DEVELOPMENT) TO THE DEVELOPMENT CONSENT ORDER.
3. FOR CHAINAGE PLEASE REFER TO THE ENGINEERING SECTION DRAWINGS (PLAN AND PROFILES).
4. WORK No. REFERENCES ARE DETAILED IN THE SCHEDULE 1 (AUTHORISED DEVELOPMENT) TO THE DEVELOPMENT CONSENT ORDER.
5. THE DESIGN SHOWN ON THESE ENGINEERING SECTION DRAWINGS IS ILLUSTRATIVE AND WILL BE SUBJECT TO THE DETAILED DESIGN DEVELOPMENT. ANY CHANGES WILL BE LIMITED TO BEING WITHIN THE ORDER LIMITS AND ANY OTHER CONSTRAINTS INCLUDED IN THE DEVELOPMENT CONSENT ORDER.

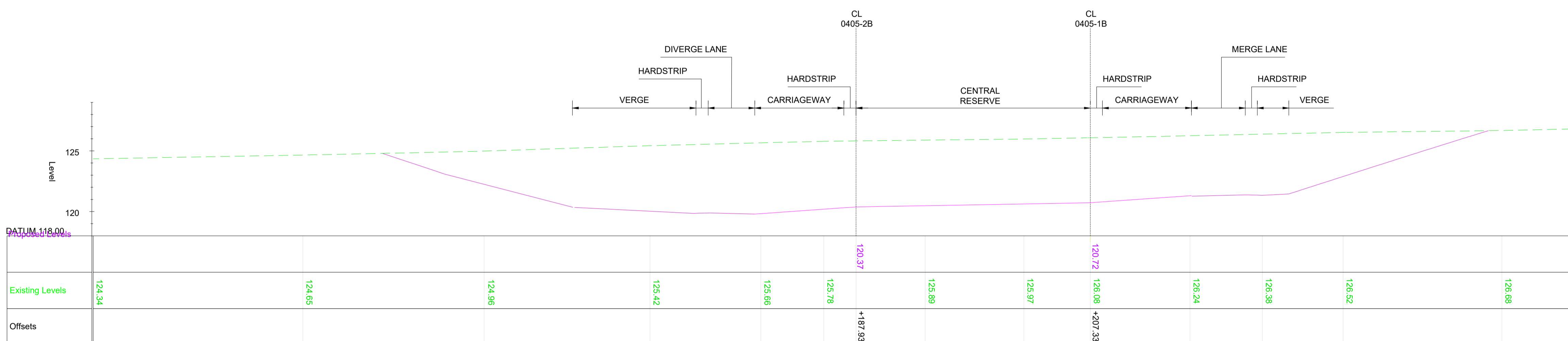
KEY

- PROPOSED LEVEL
- - - EXISTING LEVEL
- ORDER LIMIT



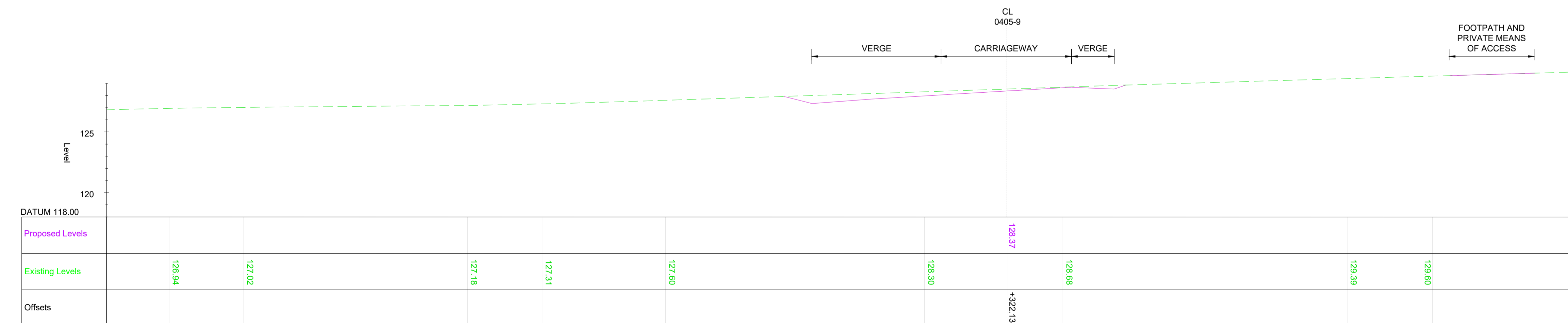
TYPICAL SECTION 4 - CH32420 - WORK No. 0405-1A/2A/9/10B

SCALE 1:200



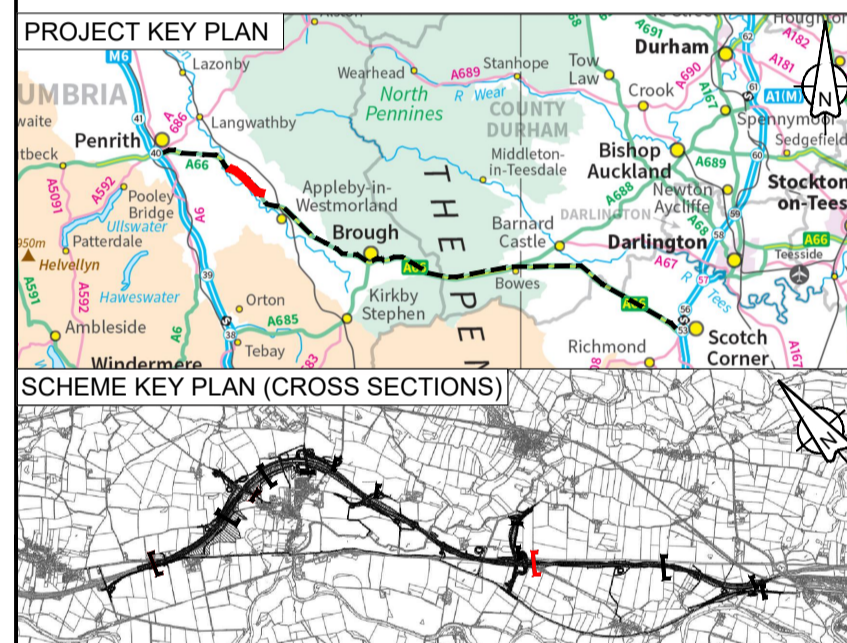
TYPICAL SECTION 4 - CH32420 - WORK No. 0405-1A/2A/9/10B (CONT.)

SCALE 1:200



TYPICAL SECTION 4 - CH32420 - WORK No. 0405-1A/2A/9/10B (CONT.)

SCALE 1:200



P02	MZOI	MZOI	JJAS	KCRO	KCRO
	10/03/23	10/03/23	10/03/23	10/03/23	10/03/23
Revision details					
Revision	Created	Checked	Reviewed	Approved	Authorised
	dd/mm/yy	dd/mm/yy	dd/mm/yy	dd/mm/yy	dd/mm/yy

Purpose
Response to ExA's ISH3 Hearing Request

PINS Reference Number
TR010062

Client
3 Piccadilly Place
Manchester
M1 3BN

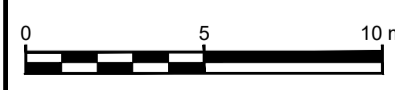
Project Name / Scheme Name
A66 Northern Trans-Pennine Project
Scheme 0405
Temple Sowerby to Appleby

Drawing Title
Engineering Section Drawings
Additional Cross Section 4
Sheet 6 of 8

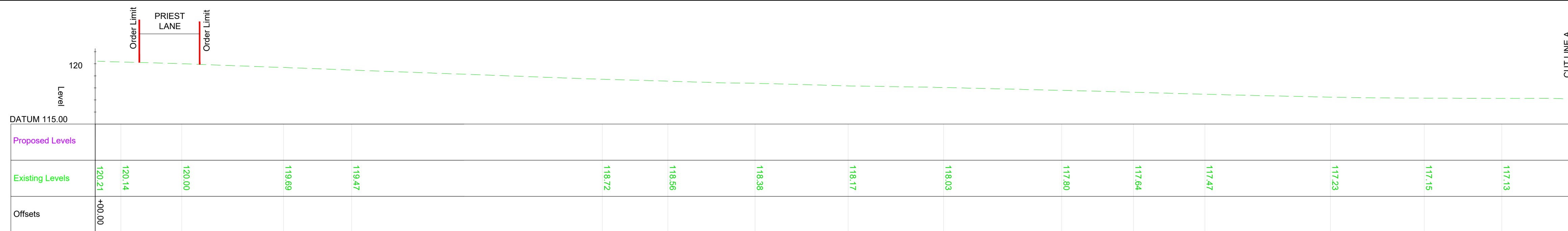
Project Ref. No.	Stage	Scale : 1:200	@ A1
---		Dimensions : M	

Drawing Number	Project	Originator	Volume
HE565627	AMY	HAC	
S0405	-DR-CH-	301906	
Location	Type	Role	Number

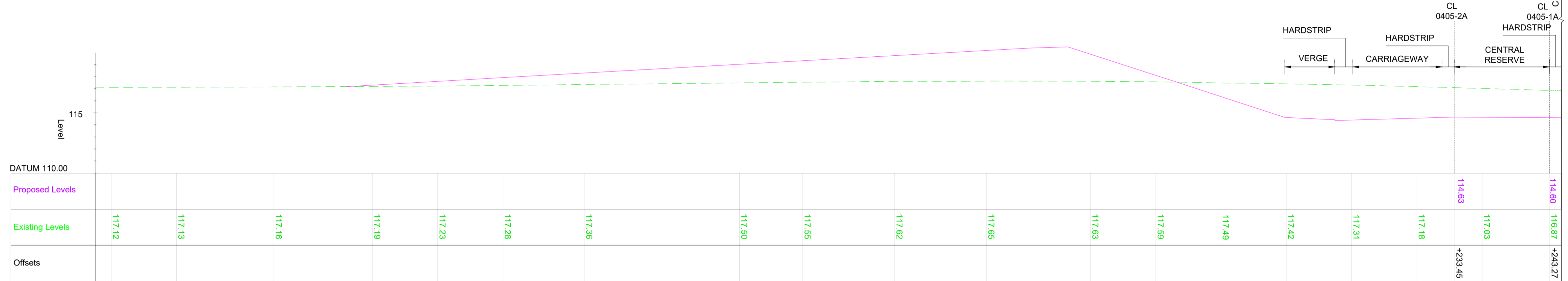
Suitability	Suitability Description	Revision
A	Approved for Stage Complete	P02



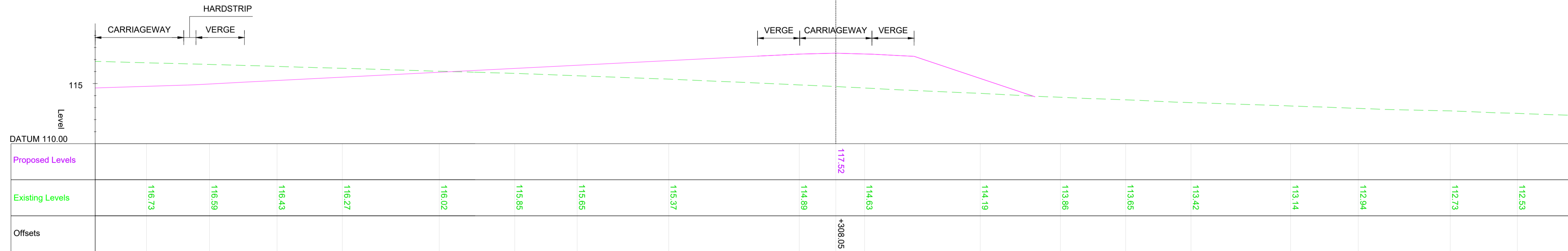
6 From Priest Lane junction with Dunfell View looking in a north-westerly direction



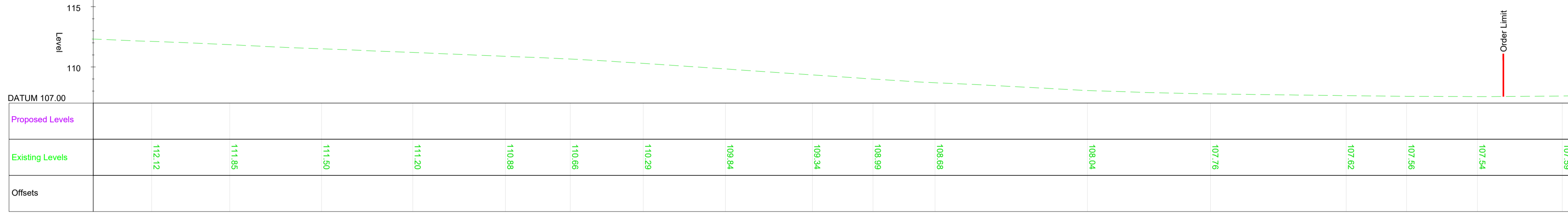
TYPICAL SECTION 5 - CH31540 - WORK No. 0405-1A/2A/6
SCALE 1:200



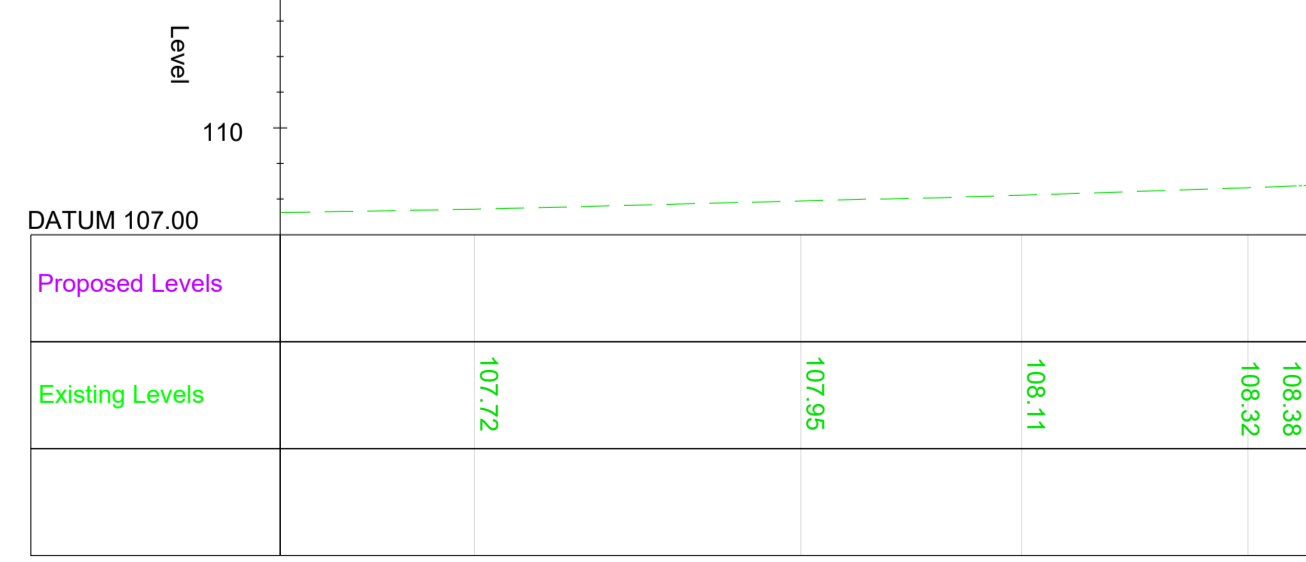
TYPICAL SECTION 5 - CH31540 - WORK No. 0405-1A/2A/6 (CONT.)
SCALE 1:200



TYPICAL SECTION 5 - CH31540 - WORK No. 0405-1A/2A/6 (CONT.)
SCALE 1:200

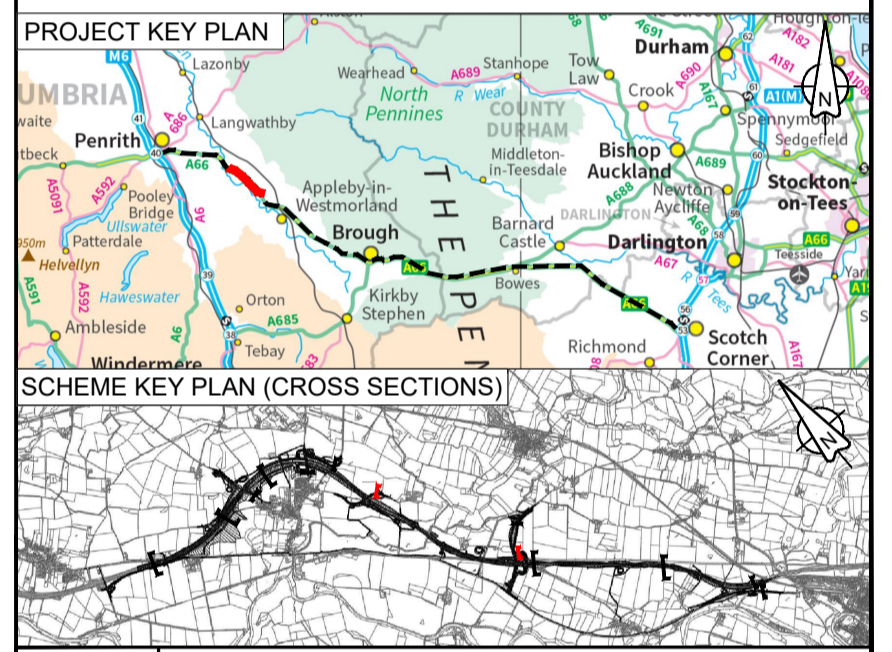
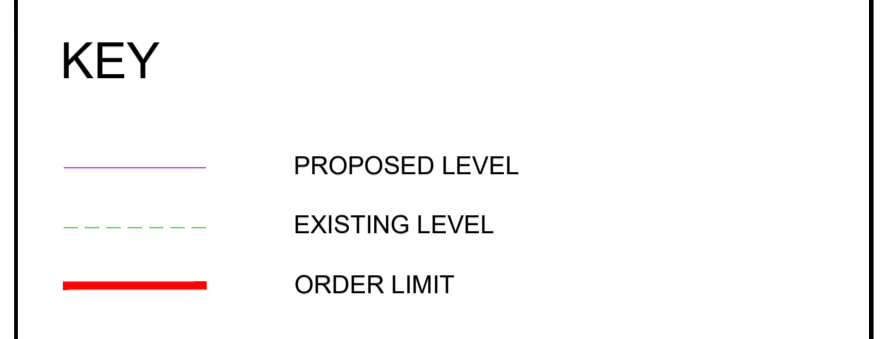


TYPICAL SECTION 5 - CH31540 - WORK No. 0405-1A/2A/6 (CONT.)
SCALE 1:200



TYPICAL SECTION 5 - CH31540 - WORK No. 0405-1A/2A/6 (CONT.)
SCALE 1:200

- ### NOTES
- ALL DIMENSIONS ARE IN METRES UNLESS NOTED OTHERWISE.
 - THESE ENGINEERING SECTION DRAWINGS SHOULD BE READ IN CONJUNCTION WITH THE KEY PLAN AND ALONGSIDE OTHER PLANS AND DOCUMENTS IN THE DEVELOPMENT CONSENT ORDER APPLICATION. IN PARTICULAR, THE WORKS PLANS AND SCHEDULE 1 (AUTHORISED DEVELOPMENT) TO THE DEVELOPMENT CONSENT ORDER.
 - FOR CHAINAGE PLEASE REFER TO THE ENGINEERING SECTION DRAWINGS (PLAN AND PROFILES).
 - WORK No. REFERENCES ARE DETAILED IN THE SCHEDULE 1 (AUTHORISED DEVELOPMENT) TO THE DEVELOPMENT CONSENT ORDER.
 - THE DESIGN SHOWN ON THESE ENGINEERING SECTION DRAWINGS IS ILLUSTRATIVE AND WILL BE SUBJECT TO THE DETAILED DESIGN DEVELOPMENT; ANY CHANGES WILL BE LIMITED TO BEING WITHIN THE ORDER LIMITS AND ANY OTHER CONSTRAINTS INCLUDED IN THE DEVELOPMENT CONSENT ORDER.



Revision	Created	Checked	Reviewed	Approved	Authorised
P02	10/03/23	10/03/23	10/03/23	10/03/23	10/03/23

Purpose: Response to ExA's ISH3 Hearing Request
PINS Reference Number: TR010062

Client: 3 Piccadilly Place, Manchester, M1 3BN
national highways logo


Project Name / Scheme Name: A66 Northern Trans-Pennine Project Scheme 0405 Temple Sowerby to Appleby
Drawing Title: Engineering Section Drawings Additional Cross Section 5 Sheet 7 of 8

Project Ref. No.	Stage	Scale	Sheet
---	---	1:200	@ A1
		Dimensions	M

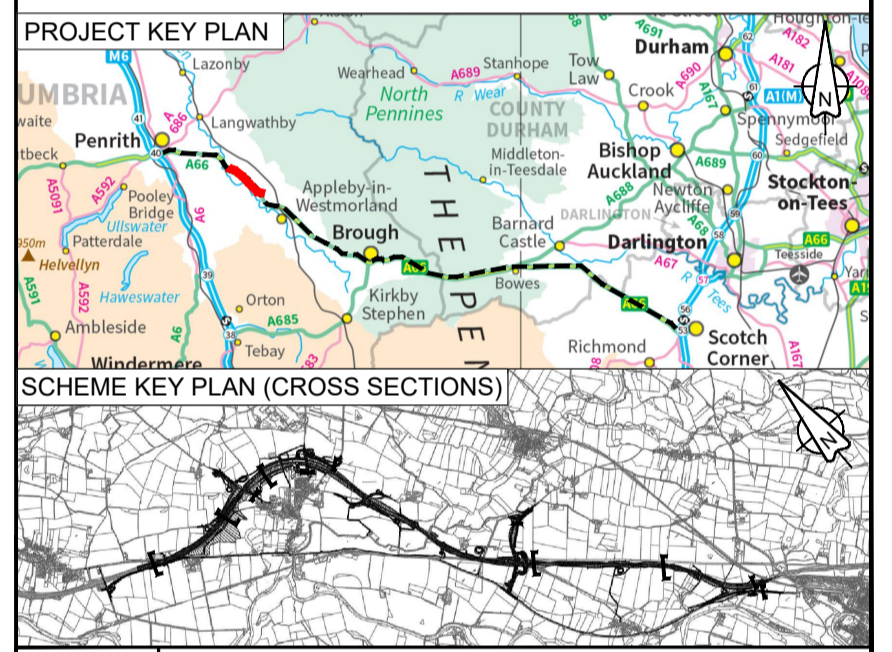
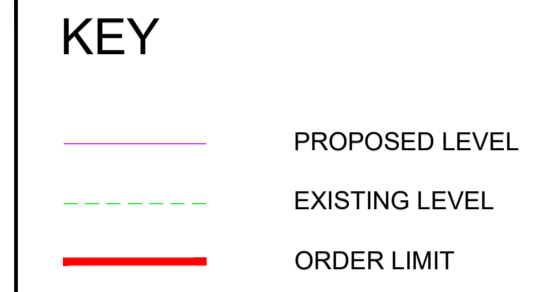
Drawing Number	Project	Originator	Volume
HE565627	- AMY - HAC -		
S0405	-DR-CH-	301907	
Location	Type	Role	Number

Suitability	Suitability Description	Revision
A	Approved for Stage Complete	P02

7 From the rear of Kirkby Thore School looking in a north-westerly direction



- ### NOTES
- ALL DIMENSIONS ARE IN METRES UNLESS NOTED OTHERWISE.
 - THESE ENGINEERING SECTION DRAWINGS SHOULD BE READ IN CONJUNCTION WITH THE KEY PLAN AND ALONGSIDE OTHER PLANS AND DOCUMENTS IN THE DEVELOPMENT CONSENT ORDER APPLICATION. IN PARTICULAR, THE WORKS PLANS AND SCHEDULE 1 (AUTHORISED DEVELOPMENT) TO THE DEVELOPMENT CONSENT ORDER.
 - FOR CHAINAGE PLEASE REFER TO THE ENGINEERING SECTION DRAWINGS (PLAN AND PROFILES).
 - WORK No. REFERENCES ARE DETAILED IN THE SCHEDULE 1 (AUTHORISED DEVELOPMENT) TO THE DEVELOPMENT CONSENT ORDER.
 - THE DESIGN SHOWN ON THESE ENGINEERING SECTION DRAWINGS IS ILLUSTRATIVE AND WILL BE SUBJECT TO THE DETAILED DESIGN DEVELOPMENT; ANY CHANGES WILL BE LIMITED TO BEING WITHIN THE ORDER LIMITS AND ANY OTHER CONSTRAINTS INCLUDED IN THE DEVELOPMENT CONSENT ORDER.



P02	MZOI	MZOI	JJAS	KCRO	KCRO
	10/03/23	10/03/23	10/03/23	10/03/23	10/03/23
Revision details					
Revision	Created	Checked	Reviewed	Approved	Authorised
	dd/mm/yy	dd/mm/yy	dd/mm/yy	dd/mm/yy	dd/mm/yy

Purpose
Response to ExA's ISH3 Hearing Request

PINS Reference Number
TR010062

Client
3 Piccadilly Place
Manchester
M1 3BN

Project Name / Scheme Name
A66 Northern Trans-Pennine Project
Scheme 0405
Temple Sowerby to Appleby

Drawing Title
Engineering Section Drawings
Additional Cross Section 6
Sheet 8 of 8

Project Ref. No.	Stage	Scale :	1:200	@ A1
---		Dimensions :	M	

Drawing Number	Project	Originator	Volume
HE565627	AMY	HAC	
S0405	-DR-CH-	301908	
Location	Type	Role	Number

Suitability	Suitability Description	Revision
A	Approved for Stage Complete	P02